

ANRIN

LEADING WATER



Technical data sheet

Clamp rail
for edging of synthetic
turf playing fields
in combination with pavement,
edge blocks or channels

Technical data sheet

ANRIN SPORT clamp rail

for edging of synthetic turf playing fields

in combination with pavement, edge blocks or channels

With the ANRIN SPORT clamp stone made of resin concrete and the ANRIN SPORT clamp rail made of galvanised steel, two highly-functional and easy-to-install clamping systems are available for the edging of traditionally installed synthetic turf.

In the process, the synthetic turf is aligned with the corresponding gripper rail in the clamping slot and fixed in place by driving in the synthetic wedge. The clamp stone and clamp rail are suitable for combination with pavers, edge plates and drainage channels. The installation takes place in a concrete foundation.

Product specifications

Product specifications	Clamp rail
Material	Galvanised steel
Length	200 cm
Width	3.2 cm
Height	5.5 cm
Weight	7.0 kg

Material properties

Channel / component body	
Polymer concrete	polyester resin-based with mineral aggregates, additives
Compressive strength	$\geq 90 \text{ N/mm}^2$
Bending tensile strength	$\geq 22 \text{ N/mm}^2$
Modulus of elasticity	ca. 25 kN/mm^2
Density	$2.1 - 2.3 \text{ g/dm}^3$
Heat resistance	100° C (permanent loading)
Frost resistance	$- 50^\circ \text{ C}$
Water penetration depth	0 mm
Water absorption	0,05 %
Clamp rail	
Clamp rail	Galvanised steel

Technical data sheet

ANRIN SPORT clamp rail

for edging of synthetic turf playing fields
in combination with pavement, edge blocks or channels

Areas of application

Areas of application						
for rectangular synthetic turf playing fields with even-level auxiliary surfaces						

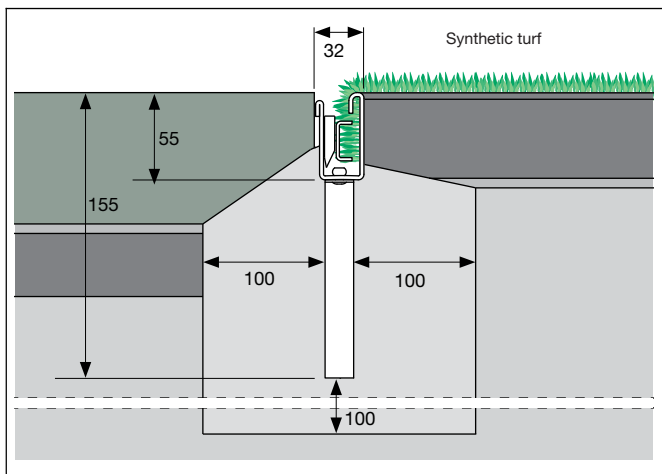
Clamp stone and clamp rail

Article no.	EAN	Designation	Length cm	Width cm	Height cm	Weight kg
04436001	4026857021186	Clamp rail, galvanised steel	200	3.2	5.5	7.0


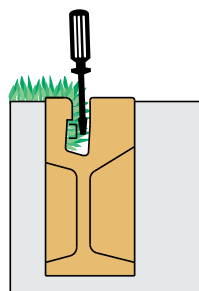
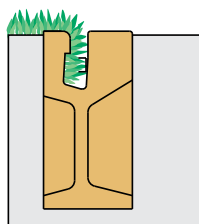
ANRIN SPORT clamp set

for clamping synthetic turf in the ANRIN SPORT clamping system consisting of plastic wedges and U-rails. For each meter of the clamping system, 4 plastic wedges and 2 U-rails are required.

Example installations



ANRIN SPORT Clamp system functional description



1. Cut the seam of the synthetic turf and insert it in the clamping slot (a).
2. Press the gripper rail (b) into the clamping slot with the short brackets aligned towards the synthetic turf until the top edge with the insertion chamfer closes on the clamp stone.
3. Insert a screwdriver behind the gripper rail and press in and forward by turning the edge of the gripper rail.
4. Then fix the wedge (c) behind the gripper rail with the chamfer on aligned towards the artificial turf using the driving tool.



ANRIN GmbH
Siemensstr. 1
59609 Anröchte
Germany

+49 (0) 29 47.97 81-0
www.anrin.com
info@anrin.com